

# AO StereoStar/Zoom

STEREOSCOPIC MICROSCOPE

High Resolution.  
New Convenience --  
Superior Optics and Wide  
Magnification Range



**AMERICAN OPTICAL COMPANY**  
INSTRUMENT DIVISION • BUFFALO, NEW YORK 14215





The AO StereoStar/ZOOM Microscope represents a great forward step in the state of the art for stereoscopic microscope design. Significant user benefits have been incorporated in both the mechanical and optical system of the instrument. Not only is it more convenient to use but also offers excellent resolution and overall optical performance throughout the zoom magnification range. It is available in a wide choice of models to cover just about any application.

You will find many of the new exciting features outlined in this brochure. But the real measure of instrument capability occurs when you try it yourself. You will immediately note the smooth feel and instant response of the focus and zoom controls. There is no backlash or lost motion — truly a mechanical work of art. However, looking into the eyepieces will reveal the superiority of performance that has been designed into the AO StereoStar/ZOOM Microscope. You owe it to yourself to see it and try it.

Model 561C-H1 Illustrated with  
No. 363V Starlite Illuminator

***AO StereoStar***

**ZOOM**

**ZOOM**

**ZOOM**

**ZOOM**  
**ZOOM**

**HERE IS WHAT YOU CAN EXPECT:**

**High Resolution**

**Wide Magnification Range 3.5 through 210X**

**Most Convenient Zoom Control**

**Large Field of View**

**High Eyepoint Eyepiece**

**Interchangeable, Rotatable Zoom Bodies**

**Superior Image Fidelity**

**Long Working Distance**

**Positive Gear-Linked Eyetubes**

**Cooler Illumination**

**Reflection-Free Americote Optics**

**Wide Choice of Stands**



# NEW *AO StereoStar* / *ZOOM*

**HIGH RESOLUTION**

*ZOOM POWER BODY*

**C**

Zoom magnification range, without auxiliary lenses, 0.7X through 4.2X (1.0X through 6.3X with 1.5X auxiliary lens specifically designed for greater resolution with "C" Zoom Power Body.)

Sealed Zoom Power Body with Americote Optics rotatable 360° with inclined eyetubes, gear-linked and adjustable for interpupillary distance; focusable left eyetube; coupled zoom control on right and left side with zoom magnification increment engraved on right hand control knob.

Wide choice of stands, illuminators, wide field eyepieces with eyeshields, auxiliary lenses and other accessories available.



Model 561C-H1

# STEREOSCOPIC MICROSCOPES

## ZOOM POWER BODY

### A

Zoom magnification range, without auxiliary lenses, 1.0X through 2.5X.

Sealed Zoom Power Body with Americote Optics rotatable 360°, with inclined eyetubes, gear-linked and adjustable for interpupillary distance; focusable left eyetube; coupled zoom control on right and left side with zoom magnification increments engraved on right hand control knob.

Wide choice of stands, illuminators, wide field eyepieces with eyeshields, auxiliary lenses and other accessories available.



Model 560A-1

## ZOOM POWER BODY

### B

Zoom magnification range, without auxiliary lenses, 0.7X through 3X. Sealed Zoom Power with Americote Optics rotatable 360° with inclined eyetubes, gear-linked and adjustable for interpupillary distance; focusable left eyetube, coupled zoom control on right and left side with zoom magnification increments engraved on right hand control knob.

Wide choice of stands, illuminators, wide field eyepieces with eyeshields, auxiliary lenses and other accessories available.



Model 561B-1

## FIXED POWER BODY\*

### D

Fixed power, 1X magnification, Americote Optics, sealed body, rotatable 360° with inclined eyetubes, gear-linked and adjustable for interpupillary distance; focusable left eyetube. Wide choice of stands, illuminators, wide field eyepieces with eyeshields and other accessories available.

## FIXED POWER BODY\*

### E

Fixed Power, 2X magnification, Americote Optics, sealed body, rotatable 360° with inclined eyetubes, gear-linked and adjustable for interpupillary distance; focusable left eyetube.

Wide choice of stands, illuminators, wide field eyepieces with eyeshields and other accessories available.

\*availability date: early 1968

TABLE OF RESULTANT MAGNIFICATION, FIELD OF VIEW and WORKING DISTANCE

Zoom Body	Auxiliary Lens Attachment	WIDE FIELD EYEPIECES						Working Distance
		#1134 10X		#1184 15X		#1186 25X		
		Magnification	Field of View	Magnification	Field of View	Magnification	Field of View	
#568 "A" 1.0X to 2.5X	none	10X to 25X	.79 to .32"	15X to 37.5X	.68 to .27"	25X to 62.5X	.36 to .14"	4"
	#575 0.5X	5X to 12.5X	1.57 to .63"	7.5X to 18.8X	1.35 to .54"	12.5X to 31.3X	.71 to .28"	5.7"
	#567 2.0X	20X to 50X	.39 to .16"	30X to 75X	.34 to .14"	50X to 125X	.18 to .07"	1.4"
#569 "B" 0.7X to 3X	none	7X to 30X	1.12 to .26"	10.5X to 45X	.97 to .23"	17.5X to 75X	.51 to .12"	4"
	#575 0.5X	3.5X to 15X	2.25 to .53"	5.3X to 22.5X	1.93 to .45"	8.8X to 37.5X	1.01 to .24"	5.7"
	#567 2.0X	14X to 60X	.56 to .13"	20.6X to 90X	.48 to .11"	35X to 150X	.25 to .06"	1.4"
		#1145 10X W.F. Eyepieces						
		Magnification	Field of View					
#570 H.R. "C" 0.7X to 4.2X	none	7X to 42X	1.13 to .19"	10.5X to 63X	.97 to .16"	17.5X to 105X	.51 to .09"	4"
	#575 0.5X	3.5X to 21X	2.25 to .38"	5.3X to 31.5X	1.93 to .32"	8.8X to 52.5X	1.02 to .17"	5.7"
	#576 1.25X	8.8X to 52.5X	.90 to .15"	13.1X to 78.8X	.77 to .13"	21.9X to 131X	.41 to .07"	2.8"
	#574 1.5X	10.5X to 63X	.75 to .13"	15.8X to 94.5X	.65 to .11"	26.3X to 157.5X	.34 to .06"	2.4"
	#577 2.0X	14X to 84X	.56 to .09"	21X to 126X	.48 to .08"	35X to 210X	.25 to .04"	1.3"
			#1134 10X		#1184 15X			
		Magnification	Field of View	Magnification	Field of View			
#571 "D" Fixed Power 1X	None	10X	.79"	15X	.68"	25X	.36"	4"
#572 "E" Fixed Power 2X	None	20X	.39"	30X	.34"	50X	.18"	4"

To convert inch values to millimeters: multiply by 25.4



*Continuously Variable*

# Zoom Power Body:

Completely enclosed stereoscopic optical system with variable magnification controlled from either side. Zoom up or down through the entire magnification power range smoothly and effortlessly. There is no awkward reaching required to operate the zoom control. It is positioned exactly where you would expect it to be in a well-designed instrument.

One control knob is calibrated to indicate magnification. Parfocal optical system allows you to zoom through the entire magnification range without refocusing.



Model 561C-H1  
High Resolution StereoStar Zoom

### Comfortably Inclined Eyetubes


An optimum inclination angle assures operator comfort during long period of use. Efficiency is increased by decreasing possible fatigue factor. One eyetube is focusable to compensate for eye differences.

### High Eyepoint, Wide Field Eyepieces


Eyeglasses or eyelashes never interfere with operator's viewing comfort. High eyepoint allows entire wide field to be viewed under any conditions. Eyepieces are available in 10X, 15X or 25X; micrometer disc or reticule can be conveniently inserted into 10X and 15X Eyepieces. Special eyeshields help eliminate stray light and are supplied with all eyepieces.



### Series A and B OPTICAL SYSTEM



### Series C High Resolution OPTICAL SYSTEM



### High Resolution

Crisp, sharp image definition is assured at all magnifications. High resolving power gives you the extreme acuity you require in laboratory, production or quality control areas. The AO StereoStar/ZOOM makes this ultimate in image quality possible by providing a more sophisticated optical system. Additional lens elements incorporated into the Series "C" optical system also extend the available magnification range.


*The more fully corrected optical system of the Series "C" gives you finer optical performance with high resolution and a wider zoom magnification range.* →



Outstanding Optical and Mechanical

# Features:

*Twin illuminator port in all Stands automatically adjusts illuminator placement in height and angle to permit Zoom bodies to be used efficiently with proper incident illumination.*



4" Working Distance  
(2.4" with 1.5X lens attachment)

## Maximum Working Distance

All three Zoom bodies provide 4" working distance, assuring ample room to manipulate tools for assembly or dissecting procedures with speed and ease. This will decrease only when auxiliary lens attachments (1.25X, 1.5X, 2.0X) are introduced to the basic system for added magnification and resolving capability. With the 0.5X attachment however, the working distance is increased to 5.7 inches.

## Wide Field of View

This determines the worth of any microscope... "How much of the field can you see?" The AO StereoStar/ZOOM offers extra wide field size... 1-1/8 inches at 7X. (See table, page 4).

## Flat, Sharp Fields

The entire field is in focus from edge to edge. True stereopsis is maintained at all magnifications. Contrast and definition are optimum with Americote optics that reduce internal reflections and increase light transmission.

## Maintain P.D. without locking

Eyepieces are gear-linked to accommodate individual interpupillary distance adjustments from 55mm to 75mm. Synchronized movement is smooth and positive. Adjustment to individual eye spacing is maintained without locking.

## Unlimited Rotation Range

The Zoom Power Body may be rotated 360° with all stands. You are able to face the eyepieces in any direction without lifting the power head from the stand. Allows unlimited versatility for viewing comfort because it will accommodate virtually any assembly or inspection situation.



## Wide Variety of Stands:

The AO StereoStar/ZOOM Microscope also has unique flexibility of application. There is a stand that will fit your every need. They are finely machined durable metal fitted with smooth precision functioning focusing mechanism that requires minimum maintenance.



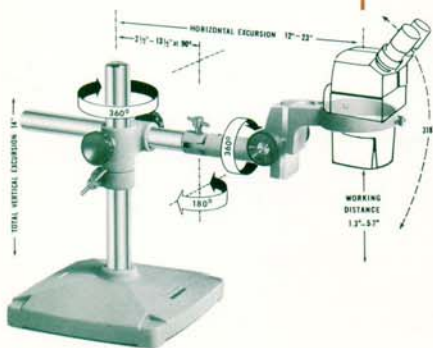
**No. 560**—For opaque specimens. Supplied with scratch and reagent resistant high contrast stage plate (one black and one white) that are securely spring retained; quickly interchangeable.



**No. 561**—For Incident and Transmitted light. This is the same basic 560 stand plus an easily attached base that accepts the Starlite or fluorescent illuminator. Recessed knob in both sides of the base allows rotation and positioning of a built-in diffusing reflector to permit optimum utilization of illumination. The reverse side of the diffusing reflector is a plane mirror. A unique swing in/out lens system assures evenly balanced illumination over the entire viewing area, at all magnifications.



**No. 563**—For opaque specimens. Unique yoke and pillar vertical mount is detachable from stage base . . . allows a wide variety of possibilities in jig and fixture installations for many industrial and research applications. Inclination joint further extends adaptability to allow viewing objects from various angles. No. 561S may be added for transmitted light to view transparent specimens.



**No. 564**—For opaque specimens. Provides horizontal excursion to 23 inches and vertical to 14 inches. Stand adjustments are made manually and secured by locking knobs. Supporting ring on the vertical post permits 360° rotation of arm.



**No. 565**—For opaque specimens. Allows universal positioning in any direction for complete application flexibility. Rack and pinion adjustments are provided for both horizontal and vertical control. Counterbalanced arm facilitates easy, rapid instrument placement.

# Illuminators:



## AO Starlite Illuminator *More light with less heat*

This newest design in microscope illuminators assures cool operation throughout extended periods of use. Fixed pre-focused condenser elements direct brilliant even illumination over the entire stage viewing area. Unique quick-change securing stud allows attachment onto transformer base or directly to the microscope. The three link adjustable arm with swivel gives unlimited positioning range. Supplied with choice of variable or fixed transformers.

The versatile Starlite Illuminator may also be used without the linkage assembly. It is simply set into the Twin-Port Microscope arm for incident illumination or inserted in the transilluminating base for transmitted illumination.



## Vertical Illuminator

The unique Vertical Illuminator permits examination of deep, narrow orifices that are impossible or difficult to illuminate with standard oblique methods. It consists of a special Starlite Illuminator plus a vertical reflector system that mounts below the objective.

(Available Spring 1968)



## AO Fluorescent Illuminator

Further illuminating variety is achieved with this new illumination source. It incorporates two daylight fluorescent tubes and attaches within the transilluminating base to provide a diffused cool light directly under the glass stage plate; or is mounted with linkage to either the microscope stand or illuminator base for use as incident light.





# Accessories:

## Auxiliary Lenses

— to extend the useful range of magnifications. All achromatically corrected and securely mounted in precision threaded cells for instant attachment.



2X Cat. No. 567— for use with Series "A" and "B" Zoom Power Bodies



0.5X Cat. No. 575— for use with Series "A", "B", and "C" Zoom Power Bodies



1.25X Cat. No. 576— for use with Series "C" Zoom Power Body



1.5X Cat. No. 574— for use with Series "C" Zoom Power Body



2X Cat. No. 577— for use with Series "C" Zoom Power Body

## Measuring Eyepiece Discs

For linear measurement . . . lines are opaque for maximum contrast. The 20 mm discs are mounted in cells for easy installation into 10X or 15X eyepieces . . . not intended for 25X eyepieces. Following are precalibrated for use at Power settings indicated.



Cat. No. 1426  
150 divisions ea. .001" at 3X



Cat. No. 1428  
200 divisions ea. .001" at 2X

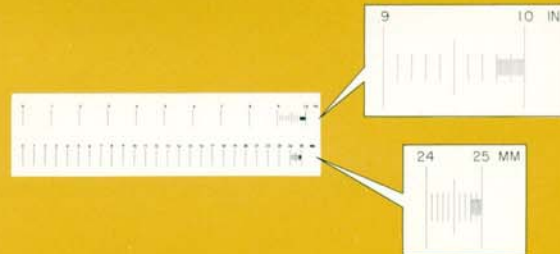


Cat. No. 1429  
100 divisions ea. .005" at 1X



Cat. No. 1430  
100 divisions ea. .001" at 4X

See insert price list for additional selection of eyepiece discs.



Stage Micrometer No. 1400, for precise calibration of eyepiece discs, is graduated in English and Metric systems. English scale is 1.0" long. Intervals 0.1, 0.01 and 0.001. Metric scale is 25.0 mm long. Intervals 1.0 mm, 0.1 and 0.01.

## Eyepieces and Eyeshields

Wide field Eyepieces 10X, 15X and 25X featuring high eyepoints are supplied with nylon eyeshields.



**AO StereoStar / ZOOM**  
STEREOSCOPIC MICROSCOPE

SERIES

**560**

AO StereoStar Microscope Models 560 are supplied with 360° rotatable Zoom or fixed power bodies with inclined eyetubes, auxiliary lens attachments, with wide field eyepieces (with eyeshields) as selected from tabulation on opposite page.

The sturdy stand, for opaque specimens, features heavy duty slide-ways and extra long excursion; wide durable rack and pinion focusing adjustment with adjustable tension; large base-stage with black and white opaque stage plates.

No. 1692 carrying case is available at extra cost.



No. 568  
Zoom Power Body "A"  
1.0X through 2.5X

No. 569  
Zoom Power Body "B"  
0.7X through 3.0X



Model 560A-1



Model 560 Stand



No. 570  
Zoom Power Body "C"  
0.7X through 4.2X



Model 560C-1 Illustrated  
with No. 363V Starlite Illuminator  
in arm



No. 571  
Fixed Power Body 1X "D"

No. 572  
Fixed Power Body 2X "E"



Model 560D-1 Illustrated  
with No. 363V Starlite Illuminator  
on body.



**CATALOG CODE**

**STAND**



#560 Stand



**POWER BODY**  
#568 1.0 thru 2.5X Zoom "A"  
#569 0.7 thru 3X Zoom "B"



#570 0.7 thru 4.2X Zoom "C"



#571 Fixed Power 1X "D"  
#572 Fixed Power 2X "E"

**HYPHEN**

**AUXILIARY LENS**

#567 2X Auxiliary Lens "D"  
#575 0.5X Auxiliary Lens "L"

#574 1.5X Auxiliary Lens "H"  
#575 0.5X Auxiliary Lens "L"  
#576 1.25 Auxiliary Lens "Q"  
#577 2X Auxiliary Lens "D"

None

**WIDE FIELD EYEPIECES**

#1134 10X W.F. Eyepieces "1"  
#1184 15X W.F. Eyepieces "2"  
#1134 and #1184 10X and 15X W.F. Eyepieces "3"

#1145 10X W.F. Eyepieces "1"  
#1184 15X W.F. Eyepieces "2"  
#1145 and #1184 10X and 15X W.F. Eyepieces "3"

#1134 10X W.F. Eyepieces "1"  
#1184 15X W.F. Eyepieces "2"  
#1134 and #1184 10X and 15X W.F. Eyepieces "3"

Catalog Number	Zoom Body Magnifications	Auxiliary Lens Attachments	Wide Field Eyepieces	Range of Magnifications	Working Distance
----------------	--------------------------	----------------------------	----------------------	-------------------------	------------------

**Series 560 STEREOSTAR ZOOM Microscope for opaque specimens**

560A-1	#568 "A" 1.0X through 2.5X	—	#1134 10X	10X through 25X	4"
560A-2	#568 "A" 1.0X through 2.5X	—	#1184 15X	15X through 37.5X	4"
560B-1	#569 "B" 0.7X through 3X	—	#1134 10X	7X through 30X	4"
560B-D1	#569 "B" 0.7X through 3X	#567 2X	#1134 10X	7X through 60X	1.4", 4"
560B-2	#569 "B" 0.7X through 3X	—	#1184 15X	10.5X through 45X	4"
560B-D2	#569 "B" 0.7X through 3X	#567 2X	#1184 15X	10.5X through 90X	1.4", 4"
560B-3	#569 "B" 0.7X through 3X	—	#1134 10X #1184 15X	7X through 45X	4"
560B-D3	#569 "B" 0.7X through 3X	#567 2X	#1134 10X #1184 15X	7X through 90X	1.4", 4"
560B-L1	#569 "B" 0.7X through 3X	#556 Ext. Tube #575 0.5X	#1134 10X	3.5X through 30X	5.7", 4"

**Series 560 High Resolution STEREOSTAR ZOOM Microscope**

560C-H1	#570 "C" 0.7X through 4.2X	#574 1.5X	#1145 10X	7X through 63X	2.4", 4"
560C-H2	#570 "C" 0.7X through 4.2X	#574 1.5X	#1184 15X	10.5X through 94.5X	2.4", 4"
560C-H3	#570 "C" 0.7X through 4.2X	#574 1.5X	#1145 10X #1184 15X	7X through 94.5X	2.4", 4"
560C-HD1	#570 "C" 0.7X through 4.2X	#574 1.5X #577 2X	#1145 10X	7X through 84X	1.3", 2.4", 4"
560C-HD2	#570 "C" 0.7X through 4.2X	#574 1.5X #577 2X	#1184 15X	10.5X through 126X	1.3", 2.4", 4"
560C-HD3	#570 "C" 0.7X through 4.2X	#574 1.5X #577 2X	#1145 10X #1184 15X	7X through 126X	1.3", 2.4", 4"
560C-Q1	#570 "C" 0.7X through 4.2X	#576 1.25X	#1145 10X	7X through 52.5X	2.8", 4"
560C-Q2	#570 "C" 0.7X through 4.2X	#576 1.25X	#1184 15X	10.5X through 78.8X	2.8", 4"
560C-1	#570 "C" 0.7X through 4.2X	—	#1145 10X	7X through 42X	4"
560C-2	#570 "C" 0.7X through 4.2X	—	#1184 15X	10.5X through 63X	4"

**Series 560 FIXED POWER STEREOSTAR**

560D-1	#571 "E" Fixed Power 1X	—	#1134 10X	10X	4"
560D-2	#571 "E" Fixed Power 1X	—	#1184 15X	15X	4"
560E-1	#572 "F" Fixed Power 2X	—	#1134 10X	20X	4"
560E-2	#572 "F" Fixed Power 2X	—	#1184 15X	30X	4"



**AMERICAN OPTICAL COMPANY**

**AO StereoStar / ZOOM**  
STEREOSCOPIC MICROSCOPE

SERIES

**561**

AO StereoStar Microscope Models 561 are supplied with 360° rotatable Zoom or fixed power bodies with inclined eyetubes, auxiliary lens attachments, with wide field eyepieces (with eyeshields) as selected from tabulation on opposite page.

The sturdy stand, for opaque and transparent specimens, features heavy duty slideways and extra long excursion; wide durable rack and pinion focusing adjustment with adjustable tension; large base-stage with transilluminating substage and glass stage plate.

No. 1692 carrying case is available at extra cost.



No. 568  
Zoom Power Body "A"  
1.0X through 2.5X

No. 569  
Zoom Power Body "B"  
0.7X through 3.0X



Model 561B-1



Model 561 Stand  
and transilluminating  
substage



No. 570  
Zoom Power Body "C"  
0.7X through 4.2X



Model 561C-H1 Illustrated with  
No. 363V Starlite Illuminator in base



No. 571  
Fixed Power Body 1X "D"

No. 572  
Fixed Power Body 2X "E"



Model 561E-1 Illustrated with  
No. 578 Fluorescent Illuminator in base



**CATALOG CODE**



#561 Stand and transilluminating substage



**POWER BODY**  
#568 1.0 thru 2.5X Zoom "A"  
#569 0.7 thru 3X Zoom "B"



#570 0.7 thru 4.2X Zoom "C"



#571 Fixed Power 1X "D"  
#572 Fixed Power 2X "E"

HYPHEN

**AUXILIARY LENS**  
#567 2X Auxiliary Lens "D"  
#575 0.5X Auxiliary Lens "L"

#574 1.5X Auxiliary Lens "H"  
#575 0.5X Auxiliary Lens "L"  
#576 1.25 Auxiliary Lens "Q"  
#577 2X Auxiliary Lens "D"

None

**WIDE FIELD EYEPIECES**  
#1134 10X W.F. Eyepieces "1"  
#1184 15X W.F. Eyepieces "2"  
#1134 and #1184 10X and 15X W.F. Eyepieces "3"

#1145 10X W.F. Eyepieces "1"  
#1184 15X W.F. Eyepieces "2"  
#1145 and #1184 10X and 15X W.F. Eyepieces "3"

#1134 10X W.F. Eyepieces "1"  
#1184 15X W.F. Eyepieces "2"  
#1134 and #1184 10X and 15X W.F. Eyepieces "3"

Catalog Number	Zoom Body Magnifications	Auxiliary Lens Attachments	Wide Field Eyepieces	Range of Magnifications	Working Distance
----------------	--------------------------	----------------------------	----------------------	-------------------------	------------------

**Series 561 STEREOSTAR ZOOM Microscope for opaque and transparent specimens**

561A-1	#568 "A" 1.0X through 2.5X	—	#1134 10X	10X through 25X	4"
561A-2	#568 "A" 1.0X through 2.5X	—	#1184 15X	15X through 37.5X	4"
561B-1	#569 "B" 0.7X through 3X	—	#1134 10X	7X through 30X	4"
561B-D1	#569 "B" 0.7X through 3X	#567 2X	#1134 10X	7X through 60X	1.4", 4"
561B-2	#569 "B" 0.7X through 3X	—	#1184 15X	10.5X through 45X	4"
561B-D2	#569 "B" 0.7X through 3X	#567 2X	#1184 15X	10.5X through 90X	1.4", 4"
561B-3	#569 "B" 0.7X through 3X	—	#1134 10X #1184 15X	7X through 45X	4"
561B-D3	#569 "B" 0.7X through 3X	#567 2X	#1134 10X #1184 15X	7X through 90X	1.4", 4"
561B-L1	#569 "B" 0.7X through 3X	#556 Ext. Tube #575 0.5X	#1134 10X	3.5X through 30X	5.7", 4"

**Series 561 High Resolution STEREOSTAR ZOOM Microscope**

561C-H1	#570 "C" 0.7X through 4.2X	#574 1.5X	#1145 10X	7X through 63X	2.4", 4"
561C-H2	#570 "C" 0.7X through 4.2X	#574 1.5X	#1184 15X	10.5X through 94.5X	2.4", 4"
561C-H3	#570 "C" 0.7X through 4.2X	#574 1.5X	#1145 10X #1184 15X	7X through 94.5X	2.4", 4"
561C-HD1	#570 "C" 0.7X through 4.2X	#574 1.5X #577 2X	#1145 10X	7X through 84X	1.3", 2.4", 4"
561C-HD2	#570 "C" 0.7X through 4.2X	#574 1.5X #577 2X	#1184 15X	10.5X through 126X	1.3", 2.4", 4"
561C-D3	#570 "C" 0.7X through 4.2X	#577 2X	#1145 10X #1184 15X	7X through 126X	1.3", 4"
561C-Q1	#570 "C" 0.7X through 4.2X	#576 1.25X	#1145 10X	7X through 52.5X	2.8", 4"
561C-Q2	#570 "C" 0.7X through 4.2X	#576 1.25X	#1184 15X	10.5X through 78.8X	2.8", 4"
561C-1	#570 "C" 0.7X through 4.2X	—	#1145 10X	7X through 42X	4"
561C-2	#570 "C" 0.7X through 4.2X	—	#1184 15X	10.5X through 63X	4"

**Series 561 FIXED POWER STEREOSTAR**

561D-1	#571 "E" Fixed Power 1X	—	#1134 10X	10X	4"
561D-2	#571 "E" Fixed Power 1X	—	#1184 15X	15X	4"
561E-1	#572 "F" Fixed Power 2X	—	#1134 10X	20X	4"
561E-2	#572 "F" Fixed Power 2X	—	#1184 15X	30X	4"



**AMERICAN OPTICAL COMPANY**

**AO StereoStar / ZOOM**  
STEREOSCOPIC MICROSCOPE

SERIES

**562**

AO StereoStar Models 562 are supplied with 360° rotatable Zoom or fixed power bodies with inclined eyetubes, auxiliary lens attachments, with wide field eyepieces (with eyeshields) as selected from tabulation on opposite page.

These models feature a yoke and pillar unit for simple adaptation to machine tools, jigs and fixtures or other applications; heavy duty slideways and long excursion; wide durable rack and pinion focusing adjustment with adjustable tension; and are freely interchangeable with basic stands of Models 563, 564, and 565 cited as Nos. 563S, 52S and 53S in Insert Price List.



No. 568  
Zoom Power Body "A"  
1.0X through 2.5X

No. 569  
Zoom Power Body "B"  
0.7X through 3.0X



Model 562B-L1



Model 562 Stand



No. 570  
Zoom Power Body "C"  
0.7X through 4.2X



Model 562C-D2







No. 571  
Fixed Power Body 1X "D"

No. 572  
Fixed Power Body 2X "E"



Model 562D-1



CATALOG CODE	POWER BODY	AUXILIARY LENS	WIDE FIELD EYEPIECES
STAND 	 #568 1.0 thru 2.5X Zoom "A" #569 0.7 thru 3X Zoom "B"	#567 2X Auxiliary Lens "D" #575 0.5X Auxiliary Lens "L"	#1134 10X W.F. Eyepieces "1" #1184 15X W.F. Eyepieces "2" #1134 and #1184 10X and 15X W.F. Eyepieces "3"
	 #570 0.7 thru 4.2X Zoom "C"	HYPHEN	#574 1.5X Auxiliary Lens "H" #575 0.5X Auxiliary Lens "L" #576 1.25 Auxiliary Lens "Q" #577 2X Auxiliary Lens "D"
#562 Stand  #571 Fixed Power 1X "D" #572 Fixed Power 2X "E"	None		#1134 10X W.F. Eyepieces "1" #1184 15X W.F. Eyepieces "2" #1134 and #1184 10X and 15X W.F. Eyepieces "3"

Catalog Number	Zoom Body Magnifications	Auxiliary Lens Attachments	Wide Field Eyepieces	Range of Magnifications	Working Distance
----------------	--------------------------	----------------------------	----------------------	-------------------------	------------------

**Series 562 STEREOSTAR ZOOM Microscope for opaque specimens**

562A-1	#568 1.0X through 2.5X	—	#1134 10X	10X through 25X	4"
562A-2	#568 1.0X through 2.5X	—	#1184 15X	15X through 37.5X	4"
562B-1	#569 "B" 0.7X through 3X	—	#1134 10X	7X through 30X	4"
562B-2	#569 "B" 0.7X through 3X	—	#1184 15X	10.5X through 45X	4"
562B-D3	#569 "B" 0.7X through 3X	#567 2X	#1134 10X #1184 15X	7X through 90X	1.4", 4"
562B-L1	#569 "B" 0.7X through 3X	#575 0.5X	#1134 10X	3.5X through 30X	5.7", 4"

**Series 562 High Resolution STEREOSTAR ZOOM Microscope**

562C-H1	#570 "C" 0.7X through 4.2X	#574 1.5X	#1145 10X	7X through 63X	2.4", 4"
562C-H2	#570 "C" 0.7X through 4.2X	#574 1.5X	#1184 15X	10.5X through 94.5X	2.4", 4"
562C-H3	#570 "C" 0.7X through 4.2X	#574 1.5X	#1145 10X #1184 15X	7X through 94.5X	2.4", 4"
562C-D1	#570 "C" 0.7X through 4.2X	#577 2X	#1145 10X	7X through 84X	1.3", 4"
562C-D2	#570 "C" 0.7X through 4.2X	#577 2X	#1184 15X	10.5X through 126X	1.3", 4"
562C-L1	#570 "C" 0.7X through 4.2X	#575 0.5X	#1145 10X	3.5X through 42X	5.7", 4"
562C-L2	#570 "C" 0.7X through 4.2X	#575 0.5X	#1184 15X	5.3X through 63X	5.7", 4"
562C-Q1	#570 "C" 0.7X through 4.2X	#576 1.25X	#1145 10X	7X through 52.5X	2.8", 4"
562C-Q2	#570 "C" 0.7X through 4.2X	#576 1.25X	#1184 15X	10.5X through 78.8X	2.8", 4"
562C-1	#570 "C" 0.7X through 4.2X	—	#1145 10X	7X through 42X	4"
562C-2	#570 "C" 0.7X through 4.2X	—	#1184 15X	10.5X through 63X	4"

**Series 562 FIXED POWER STEREOSTAR**

562D-1	#571 "E" Fixed Power 1X	—	#1134 10X	10X	4"
562D-2	#571 "E" Fixed Power 1X	—	#1184 15X	15X	4"
562E-1	#572 "F" Fixed Power 2X	—	#1134 10X	20X	4"
562E-2	#572 "F" Fixed Power 2X	—	#1184 15X	30X	4"

**AO StereoStar / ZOOM**  
STEREOSCOPIC MICROSCOPE

SERIES

**563**

AO StereoStar Microscope Models 563 are supplied with 360° rotatable Zoom or fixed power bodies with inclined eyetubes, auxiliary lens attachments, with wide field eyepieces (with eyeshields) as selected from tabulation on opposite page.

These models also feature a yoke and pillar unit and separable base stage (with black and white stage plates) for adaptation to machine tools, jigs and fixtures or other applications; heavy duty slideways and long excursion; wide durable rack and pinion focusing adjustment with adjustable tension. No. 561S Transilluminating Substage Base may be added for viewing transparent objects or specimens.

No. 1692 carrying case is available at extra cost.



No. 568  
Zoom Power Body "A"  
1.0X through 2.5X

No. 569  
Zoom Power Body "B"  
0.7X through 3.0X



Model 563A-1 Illustrated with No. 363V  
Starlite Illuminator in arm



Model 563 Stand



No. 570  
Zoom Power Body "C"  
0.7X through 4.2X



Model 563C-2 Illustrated with No. 363V  
Starlite Illuminator on body



No. 571  
Fixed Power Body 1X "D"







No. 572  
Fixed Power Body 2X "E"



Model 563E-1 Illustrated with No. 578  
Fluorescent Illuminator



**CATALOG CODE**

STAND	POWER BODY	AUXILIARY LENS	WIDE FIELD EYEPIECES	
 #563 Stand	 #568 1.0 thru 2.5X Zoom "A"  #569 0.7 thru 3X Zoom "B"	#567 2X Auxiliary Lens "D" #575 0.5X Auxiliary Lens "L"	#1134 10X W.F. Eyepieces "1" #1184 15X W.F. Eyepieces "2" #1134 and #1184 10X and 15X W.F. Eyepieces "3"	
	 #570 0.7 thru 4.2X Zoom "C"	HYPHEN	#574 1.5X Auxiliary Lens "H" #575 0.5X Auxiliary Lens "L" #576 1.25 Auxiliary Lens "Q" #577 2X Auxiliary Lens "D"	#1145 10X W.F. Eyepieces "1" #1184 15X W.F. Eyepieces "2" #1145 and #1184 10X and 15X W.F. Eyepieces "3"
	 #571 Fixed Power 1X "D"  #572 Fixed Power 2X "E"		None	#1134 10X W.F. Eyepieces "1" #1184 15X W.F. Eyepieces "2" #1134 and #1184 10X and 15X W.F. Eyepieces "3"

Catalog Number	Zoom Body Magnifications	Auxiliary Lens Attachments	Wide Field Eyepieces	Range of Magnifications	Working Distance
----------------	--------------------------	----------------------------	----------------------	-------------------------	------------------

**Series 563 STEREOSTAR ZOOM Microscope for opaque specimens**

563A-1	#568 "A" 1.0X through 2.5X	—	#1134 10X	10X through 25X	4"
563A-2	#568 "A" 1.0X through 2.5X	—	#1184 15X	15X through 37.5X	4"
563B-1	#569 "B" 0.7X through 3X	—	#1134 10X	7X through 30X	4"
563B-2	#569 "B" 0.7X through 3X	—	#1184 15X	10.5X through 45X	4"
563B-D3	#569 "B" 0.7X through 3X	#567 2X	#1134 10X #1184 15X	7X through 90X	1.4", 4"
563B-L1	#569 "B" 0.7X through 3X	#556 Ext. Tube #575 0.5X	#1134 10X	3.5X through 30X	5.7", 4"

FOR USE WITH TRANSPARENT SPECIMENS ADD 561S

**Series 563 High Resolution STEREOSTAR ZOOM Microscope**

563C-H1	#570 "C" 0.7X through 4.2X	#574 1.5X	#1145 10X	7X through 63X	2.4", 4"
563C-H2	#570 "C" 0.7X through 4.2X	#574 1.5X	#1184 15X	10.5X through 94.5X	5.7", 4"
563C-H3	#570 "C" 0.7X through 4.2X	#574 1.5X	#1145 10X #1184 15X	7X through 94.5X	2.4", 4"
563C-D1	#570 "C" 0.7X through 4.2X	#577 2X	#1145 10X	7X through 84X	1.3", 4"
563C-D2	#570 "C" 0.7X through 4.2X	#577 2X	#1184 15X	10.5X through 126X	1.3", 4"
563C-L1	#570 "C" 0.7X through 4.2X	#556 Ext. Tube #575 0.5X	#1145 10X	3.5X through 42X	5.7", 4"
563C-L2	#570 "C" 0.7X through 4.2X	#556 Ext. Tube #575 0.5X	#1184 15X	5.3X through 63X	5.7", 4"
563C-Q1	#570 "C" 0.7X through 4.2X	#576 1.25X	#1145 10X	7X through 52.5X	2.8", 4"
563C-Q2	#570 "C" 0.7X through 4.2X	#576 1.25X	#1184 15X	10.5X through 78.8X	2.8", 4"
563C-1	#570 "C" 0.7X through 4.2X	—	#1145 10X	7X through 42X	4"
563C-2	#570 "C" 0.7X through 4.2X	—	#1184 15X	10.5X through 63X	4"

**Series 563 FIXED POWER STEREOSTAR**

563D-1	#571 "E" Fixed Power 1X	—	#1134 10X	10X	4"
563D-2	#571 "E" Fixed Power 1X	—	#1184 15X	15X	4"
563E-1	#572 "F" Fixed Power 2X	—	#1134 10X	20X	4"
563E-2	#572 "F" Fixed Power 2X	—	#1184 15X	30X	4"



**AMERICAN OPTICAL COMPANY**

**AO StereoStar / ZOOM**  
STEREOSCOPIC MICROSCOPE

SERIES

**564**


AO StereoStar Microscope Models 564 are supplied with 360° rotatable Zoom or fixed power bodies with inclined eyetubes, auxiliary lens attachments, with wide field eyepieces (with eyeshields) as selected from tabulation on opposite page.

These models also feature a removable yoke and pillar unit, as Models 562: a standard table stand with horizontal arm which can be rotated around and positioned up or down vertical post. Vertical and horizontal extension motions are accomplished manually — not by rack and pinion movements.



No. 568  
Zoom Power Body "A"  
1.0X through 2.5X

No. 569  
Zoom Power Body "B"  
0.7X through 3.0X




Model 564B-2



Model 564  
Standard Table Stand



No. 570  
Zoom Power Body "C"  
0.7X through 4.2X



Model 564C-1 Illustrated with No. 363V  
Starlite Illuminator in arm



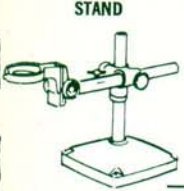





No. 571  
Fixed Power Body 1X "D"

No. 572  
Fixed Power Body 2X "E"



Model 564D-1



CATALOG CODE	POWER BODY	AUXILIARY LENS	WIDE FIELD EYEPIECES
 #564 Standard Table Stand	 #568 1.0 thru 2.5X Zoom "A"  #569 0.7 thru 3X Zoom "B"	#567 2X Auxiliary Lens "D" #575 0.5X Auxiliary Lens "L"	#1134 10X W.F. Eyepieces "1" #1184 15X W.F. Eyepieces "2" #1134 and #1184 10X and 15X W.F. Eyepieces "3"
	 #570 0.7 thru 4.2X Zoom "C"	#574 1.5X Auxiliary Lens "H" #575 0.5X Auxiliary Lens "L" #576 1.25 Auxiliary Lens "Q" #577 2X Auxiliary Lens "D"	#1145 10X W.F. Eyepieces "1" #1184 15X W.F. Eyepieces "2" #1145 and #1184 10X and 15X W.F. Eyepieces "3"
	 #571 Fixed Power 1X "D"  #572 Fixed Power 2X "E"	None	#1134 10X W.F. Eyepieces "1" #1184 15X W.F. Eyepieces "2" #1134 and #1184 10X and 15X W.F. Eyepieces "3"

Catalog Number	Zoom Body Magnifications	Auxiliary Lens Attachments	Wide Field Eyepieces	Range of Magnifications	Working Distance
----------------	--------------------------	----------------------------	----------------------	-------------------------	------------------

**Series 564 STEREOSTAR ZOOM Microscope for opaque specimens**

564A-1	#568 "A" 1.0X through 2.5X	—	#1134 10X	10X through 25X	4"
564A-2	#568 "A" 1.0X through 2.5X	—	#1184 15X	15X through 37.5X	4"
564B-1	#569 "B" 0.7X through 3X	—	#1134 10X	7X through 30X	4"
564B-2	#569 "B" 0.7X through 3X	—	#1184 15X	10.5X through 45X	4"
564B-D3	#569 "B" 0.7X through 3X	#567 2X	#1134 10X #1184 15X	7X through 90X	1.4", 4"
564B-L1	#569 "B" 0.7X through 3X	#575 0.5X	#1134 10X	3.5X through 30X	5.7", 4"

**Series 564 High Resolution STEREOSTAR ZOOM Microscope**

564C-H1	#570 "C" 0.7X through 4.2X	#574 1.5X	#1145 10X	7X through 63X	2.4", 4"
564C-H2	#570 "C" 0.7X through 4.2X	#574 1.5X	#1184 15X	10.5X through 94.5X	5.7", 4"
564C-H3	#570 "C" 0.7X through 4.2X	#574 1.5X	#1145 10X #1184 15X	7X through 94.5X	2.4", 4"
564C-D1	#570 "C" 0.7X through 4.2X	#577 2X	#1145 10X	7X through 84X	1.3", 4"
564C-D2	#570 "C" 0.7X through 4.2X	#577 2X	#1184 15X	10.5X through 126X	1.3", 4"
564C-L1	#570 "C" 0.7X through 4.2X	#575 0.5X	#1145 10X	3.5X through 42X	5.7", 4"
564C-L2	#570 "C" 0.7X through 4.2X	#575 0.5X	#1184 15X	5.3X through 63X	5.7", 4"
564C-Q1	#570 "C" 0.7X through 4.2X	#576 1.25X	#1145 10X	7X through 52.5X	2.8", 4"
564C-Q2	#570 "C" 0.7X through 4.2X	#576 1.25X	#1184 15X	10.5X through 78.8X	2.8", 4"
564C-1	#570 "C" 0.7X through 4.2X	—	#1145 10X	7X through 42X	4"
564C-2	#570 "C" 0.7X through 4.2X	—	#1184 15X	10.5X through 63X	4"

**Series 564 FIXED POWER STEREOSTAR**

564D-1	#571 "E" Fixed Power 1X	—	#1134 10X	10X	4"
564D-2	#571 "E" Fixed Power 1X	—	#1184 15X	15X	4"
564E-1	#572 "F" Fixed Power 2X	—	#1134 10X	20X	4"
564E-2	#572 "F" Fixed Power 2X	—	#1184 15X	30X	4"



AMERICAN OPTICAL COMPANY

**AO StereoStar / ZOOM**  
STEREOSCOPIC MICROSCOPE

SERIES

**565**

AO StereoStar Microscope Models 565 are supplied with 360° rotatable Zoom or fixed power bodies with inclined eyetubes, auxiliary lens attachments, with wide field eyepieces (with eyeshields) as selected from tabulation on opposite page.

These models also feature a removable yoke and pillar unit as Models 562; a universal table stand with horizontal arm which can be rotated around and positioned up or down vertical post. Vertical and horizontal extension motions are accomplished by rack and pinion movements.



No. 568  
Zoom Power Body "A"  
1.0X through 2.5X

No. 569  
Zoom Power Body "B"  
0.7X through 3.0X



Model 565A-1



Model 565  
Universal Table Stand



No. 570  
Zoom Power Body "C"  
0.7X through 4.2X



Model 565C-1 Illustrated with No. 363V  
Starlite Illuminator



No. 571  
Fixed Power Body 1X "D"

No. 572  
Fixed Power Body 2X "E"



Model 565E-1 Illustrated with No. 363V  
Starlite Illuminator in arm



**CATALOG CODE**



POWER BODY
#568 1.0 thru 2.5X Zoom "A" #569 0.7 thru 3X Zoom "B"
#570 0.7 thru 4.2X Zoom "C"
#571 Fixed Power 1X "D" #572 Fixed Power 2X "E"

HYPHEN

AUXILIARY LENS	WIDE FIELD EYEPIECES
#567 2X Auxiliary Lens "D" #575 0.5X Auxiliary Lens "L"	#1134 10X W.F. Eyepieces "1" #1184 15X W.F. Eyepieces "2" #1134 and #1184 10X and 15X W.F. Eyepieces "3"
#574 1.5X Auxiliary Lens "H" #575 0.5X Auxiliary Lens "L" #576 1.25 Auxiliary Lens "Q" #577 2X Auxiliary Lens "D"	#1145 10X W.F. Eyepieces "1" #1184 15X W.F. Eyepieces "2" #1145 and #1184 10X and 15X W.F. Eyepieces "3"
None	#1134 10X W.F. Eyepieces "1" #1184 15X W.F. Eyepieces "2" #1134 and #1184 10X and 15X W.F. Eyepieces "3"

Catalog Number	Zoom Body Magnifications	Auxiliary Lens Attachments	Wide Field Eyepieces	Range of Magnifications	Working Distance
----------------	--------------------------	----------------------------	----------------------	-------------------------	------------------

**Series 565 STEREOSTAR ZOOM Microscope for opaque specimens from any angle**

565A-1	#568 "A" 1.0X through 2.5X	—	#1134 10X	10X through 25X	4"
565A-2	#568 "A" 1.0X through 2.5X	—	#1184 15X	15X through 37.5X	4"
565B-1	#569 "B" 0.7X through 3X	—	#1134 10X	7X through 30X	4"
565B-2	#569 "B" 0.7X through 3X	—	#1184 15X	10.5X through 45X	4"
565B-D3	#569 "B" 0.7X through 3X	#567 2X	#1134 10X #1184 15X	7X through 90X	1.4", 4"
565B-L1	#569 "B" 0.7X through 3X	#575 0.5X	#1134 10X	3.5X through 30X	5.7", 4"

**Series 565 High Resolution STEREOSTAR ZOOM Microscope for opaque specimens from any angle**

565C-H1	#570 "C" 0.7X through 4.2X	#574 1.5X	#1145 10X	7X through 63X	2.4", 4"
565C-H2	#570 "C" 0.7X through 4.2X	#574 1.5X	#1184 15X	10.5X through 94.5X	5.7", 4"
565C-H3	#570 "C" 0.7X through 4.2X	#574 1.5X	#1145 10X #1184 15X	7X through 94.5X	2.4", 4"
565C-D1	#570 "C" 0.7X through 4.2X	#577 2X	#1145 10X	7X through 84X	1.3", 4"
565C-D2	#570 "C" 0.7X through 4.2X	#577 2X	#1184 15X	10.5X through 126X	1.3", 4"
565C-L1	#570 "C" 0.7X through 4.2X	#575 0.5X	#1145 10X	3.5X through 42X	5.7", 4"
565C-L2	#570 "C" 0.7X through 4.2X	#575 0.5X	#1184 15X	5.3X through 63X	5.7", 4"
565C-Q1	#570 "C" 0.7X through 4.2X	#576 1.25X	#1145 10X	7X through 52.5X	2.8", 4"
565C-Q2	#570 "C" 0.7X through 4.2X	#576 1.25X	#1184 15X	10.5X through 78.8X	2.8", 4"
565C-1	#570 "C" 0.7X through 4.2X	—	#1145 10X	7X through 42X	4"
565C-2	#570 "C" 0.7X through 4.2X	—	#1184 15X	10.5X through 63X	4"

**Series 565 FIXED STEREOSTAR**

565D-1	#571 "E" Fixed Power 1X	—	#1134 10X	10X	4"
565D-2	#571 "E" Fixed Power 1X	—	#1184 15X	15X	4"
565E-1	#572 "F" Fixed Power 2X	—	#1134 10X	20X	4"
565E-2	#572 "F" Fixed Power 2X	—	#1184 15X	30X	4"



**AMERICAN OPTICAL COMPANY**



*AO offers the most complete line of Stereo microscopes in the world*

- ① *Twin View* for training    ② *Dual Observation* for teaching and consultation  
 ③ ④ *Greenough* for resolution and detail    ⑤ *Cycloptic* for all applications plus photography  
 ⑥ ⑦ *Series Forty* for teaching science and biology    ⑧ ⑨ *StereoStar/Zoom* for continuously  
 variable magnification from 3.5X through 210X and ultimate in resolution.